

Eguneroko  
plangintza aurrera  
eramateko  
hainbat ideia

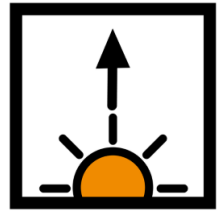
## JARRAIBEAK – EGUNAREN SEKUENTZIA

Zuen seme-alaben eguneroko plangintzan lagungarria izan daitekeen materiala prestatu dugu. Alde batetik txantiloia ezberdinak eskainiko dizkizuegu, zuen seme-alaben ezaugarriak aintzat hartuta hoberen egokitzen zaizkionak aukeratu ditzazuen. Bestetik zuek nahiago duzuen moduan aukeratu eta erabili ahal duzuen piktogramen bilduma. Halaber, erabilgarria izan daitekeen eta erduztat hartu dezakezen txantiloia.

Nola erabili:

1. Zuen seme-alaben ezaugarrietara hoberen moldatzen den txantiloia erabili. Honela hobeto ulertuko dute.
2. Zuen seme-alabekin lasai eta gustura egoteko tokia aukeratu.
3. Txantiloiak inprimatu eta plastifikatu ahal dituzue.
4. Piktogramak inprimatu, moztu eta txantiloietan itsasi ahal dituzue.
5. Orduategia eguneko momentu desberdinetan erakutsi ahal diezue zuen seme-alabei: orduero, jarduera aldatzen den bakoitzean,... Kontuan izan behar duzue nola ulertuko duten hobeto.
6. Piktograma-bilduman agertzen ez den piktogramaren bat behar baduzue, honako webgunean bilatu: [www.arasaac.com](http://www.arasaac.com)
7. Piktogramak erabili beharrean, argazkiak erabili edo orduategia idatziz nahiago baduzue, ederto!

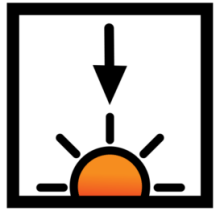
Animo eta edozein zalantza edo iradokizuna izanez gero, hemen gaituzue.



GOIZEAN



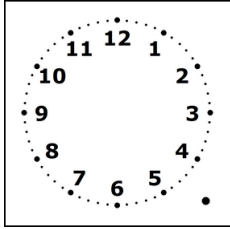
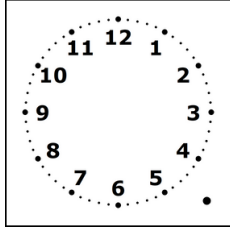
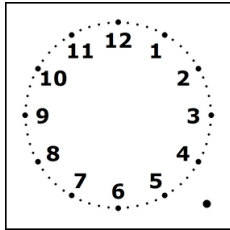
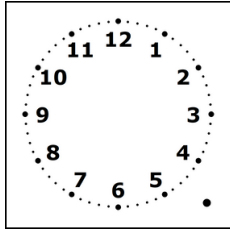
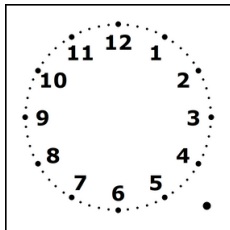
EGUERDIAN

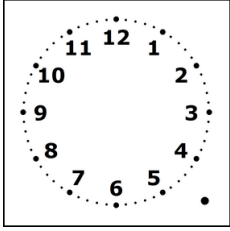
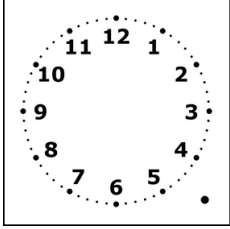
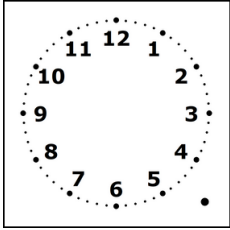
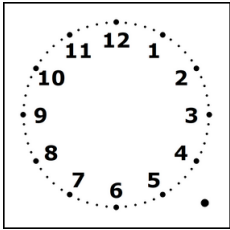
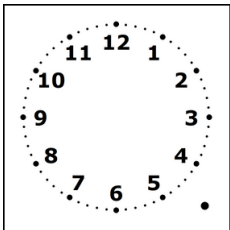


ARRATSALDEAN

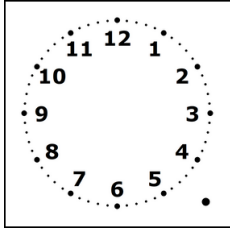
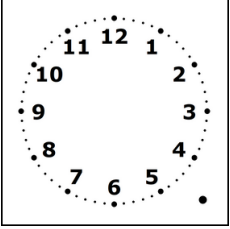
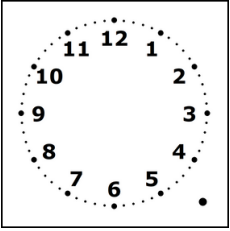
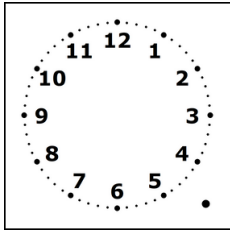
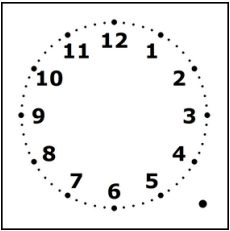







GAUEAN






	
	
	
	
	






	
	
	
	
	



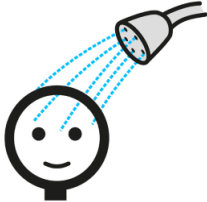











	
	
	
	
	






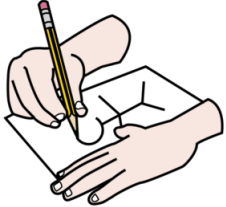









	
	
	
	
	


Colegio Aldamiz Ikastetxea

 <p>OHETIK JAIKI</p>	 <p>DUTXATU</p>	 <p>JANTZI</p>	 <p>GOSALDU</p>	 <p>HORTZAK GARBITU</p>
 <p>MAHAIA IPINI</p>	 <p>BAZKALDU</p>	 <p>MAHAIA BATU</p>	 <p>HORTZAK GARBITU</p>	 <p>ATSEDEN HARTU</p>
 <p>ASKALDU</p>	 <p>AFALDU</p>	 <p>HORTZAK GARBITU</p>	 <p>MAHAIA IPINI</p>	 <p>MAHAIA BATU</p>

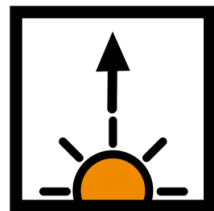
Colegio Aldamiz Ikastetxea

 <p>PIJAMA JANTZI</p>	 <p>ATSEDEN HARTU</p>	 <p>OHEA EGIN</p>	 <p>ARROPA ERANTZI</p>	 <p>LOTARA JOAN</p>
 <p>MARRAZTU</p>	 <p>ESKULANAK EGIN</p>	 <p>IRAKURRI</p>	 <p>TELEBISTA IKUSI</p>	 <p>ORDENAGAILUA ERABILI</p>
 <p>TABLETA ERABILI</p>	 <p>BIDEOKONTSOLAN JOLASTU</p>	 <p>ARIKETA FISIkoa EGIN</p>	 <p>SUKALDATU</p>	 <p>MUSIKA ENTZUN</p>

Colegio Aldamiz Ikastetxea

 <p>MARGOTU</p>	 <p>GARBIGAILUA JARRI</p>	 <p>ONTZI-GARBIGAILUA JARRI</p>	 <p>HARRIKOA EGIN</p>	 <p>BARRER</p>
 <p>JOLASTU</p>				

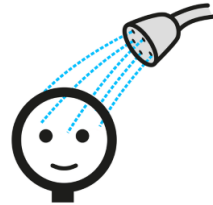
Colegio Aldamiz Ikastetxea



GOIZEAN



OHETIK JAIKI




DUTXATU



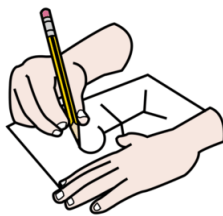
JANTZI



GOSALDU



HORTZAK GARBITU



ESKOLAKO LANAK




ETXEKO LANETAN LAGUNDU



Colegio Aldamiz Ikastetxea




EGUERDIAN




MAHAIA IPINI



BAZKALDU

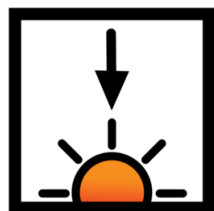


MAHAIA BATU



HORTZAK GARBITU

Colegio Aldamiz Ikastetxea



ARRATSALDEAN



ATSEDEN HARTU



TELEBISTA IKUSI



ASKALDU



ORDENAGAILUA ERABILI




ARIKETA FISIKOA EGIN

Colegio Aldamiz Ikastetxea




GAUEAN




MAHAIA IPINI




AFALDU



MAHAIA BATU



HORTZAK GARBITU



PIJAMA JANTZI



IRAKURRI



LOTARA JOAN