







HIRI-ORTUA NOLA ZAINDU




Sustrai lurrak, aldaxkak edo haziak landatu dituzu. Baduzu hiri-baratzea.

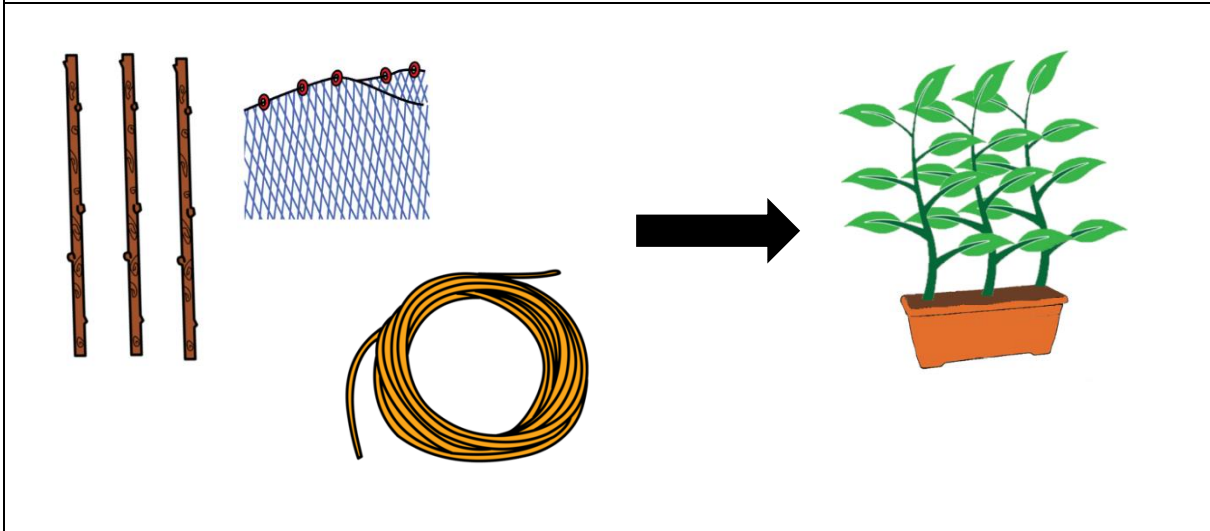


Balkoian edo leihoan landareak dituzu.

	<p>Zure landareak hazten ari dira, beraz, zaindu behar dituzu.</p>
	<p>Bero egiten duenean, sarritan ureztatu behar dituzu.</p>




**Behar duten ur kantitatea
bota behar diezu.**

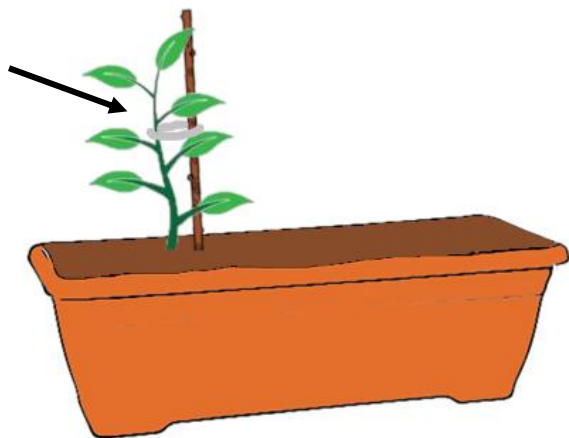


**Landareak hazten ari dira,
batzuk asko haziko dira.
Tutoreak jarriko dituzu.**


Tutorea:
landareak eutsi eta gidatzeko
makila, sarea edo soka.




**Sartu makila lurrean,
landarearen ondoan.**



**Lotu landarea eta makila,
soka batekin.**




**Zure landarea haziko da,
soka gehiago beharko ditu.
Jarri beharko dituzu.**



**Laster fruituak
ikusiko dituzu.**

ORTUA ZAINTEKO FITXAK




LANTZEN DIREN ALDERDIAK:


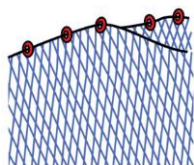
- ✓ Gaitasun akademiko-funtzionalak
- ✓ Komunikazioa
- ✓ Etxeko bizi
- ✓ Norbere burua gidatzeko gaitasuna

1. FITXA

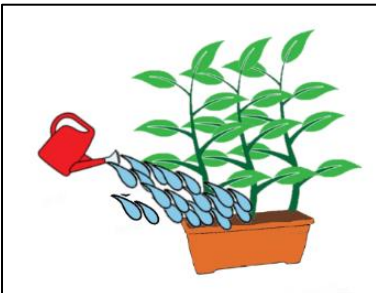
1. Zer da tutore bat?




2. Inguratu zirkulu batez tutore gisa erabil daitezkeen objektuak




3. Zenbat ura bota behar zaie landareei?



Asko

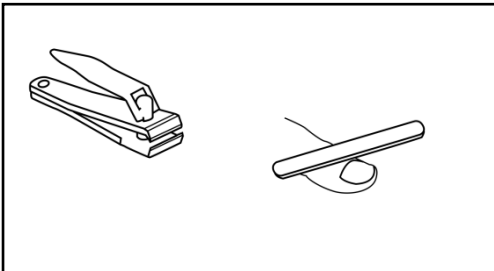


Ezer ez



Behar dutena

4. Zer behar duzu landareak zaintzeko?



Lima eta atzazalak ebakitzekoa




Makilak, soka eta ureztailua



Ordenadorea eta tableta





5. Marraztu zure leihoa edo balkoia



2. FITXA



JARDUERA 1


Margotu fruta eta barazkiak



JARDUERA 2

Moztu tutore bakoitza eta itsatsi tamaina bereko landarearen ondoan





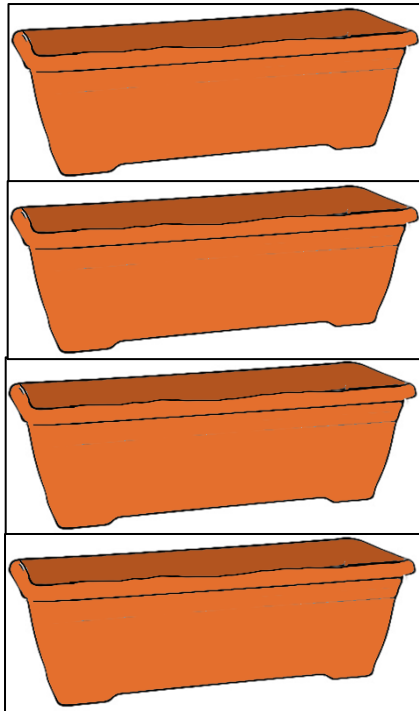
JARDUERA 3

Idatzi zenbakia

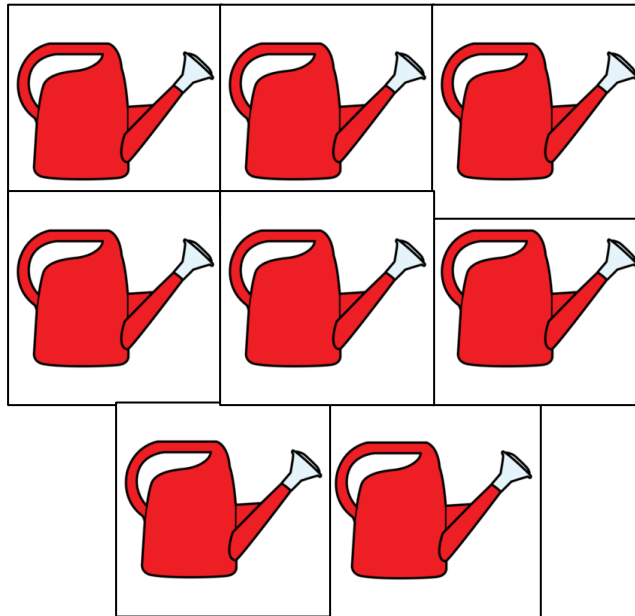


7 6
8 2 3
4 1

Zenbat loreontzi dago?



Zenbat urreztailu dago?



Zenbat balkoi dago?



JARDUERA 4

Moztu landareak eta ordenatu txikienetik handienera

